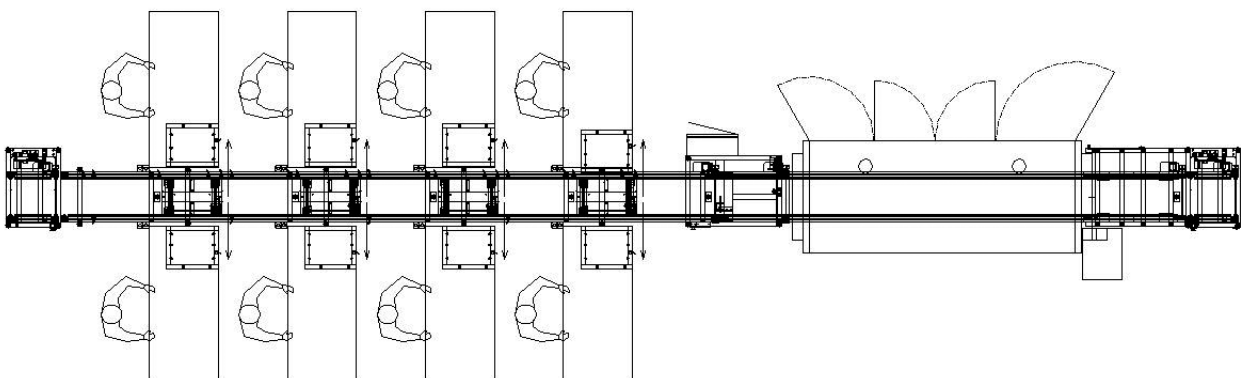
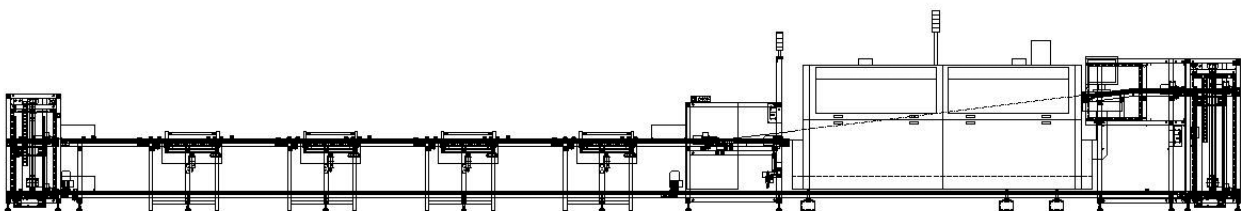




Modular Soldering Line

MODULAR LINES WITH PALLETS FOR SOLDERING MACHINES

- Pallet based
- Transport with roller chain and antistatic belt
- Standard Infeed/Outfeed module with speed adjustment
- From easy to complex configuration design
- Pallet coding available



Pallet

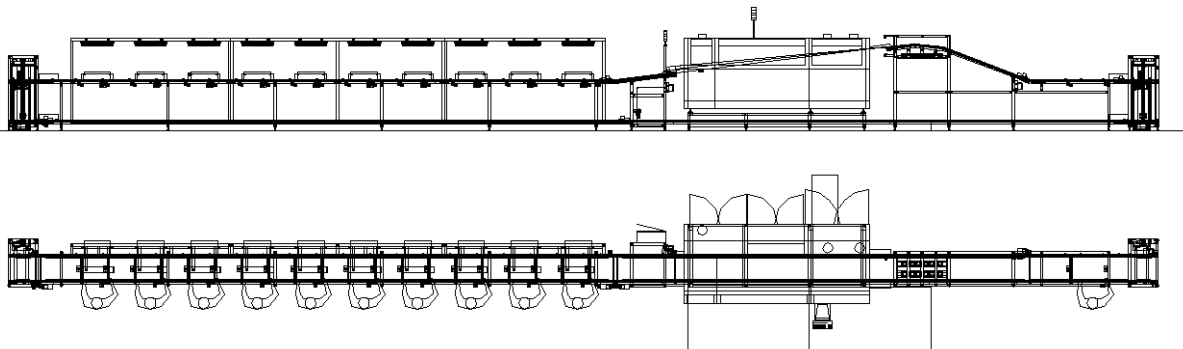
TYPE OF PALLET

Standard overall dimensions (WxL)
Pallet materials
Max component height from conveyor line

460x500 mm.
Aluminium and Delmat
160 mm. upper; 10 mm lower

OPTIONS

Customized dimensions
Coded pallets
Coded stations
Supervisor manager with PC



Conveyor


FEATURES

Standard flow direction
Standard width of conveyor
Standard height of upper conveyor
Standard height of lower conveyor
Standard transport with roller chain
Inductive sensors for pallet detection
Pneumatic stoppers for pallets
Motorization
Standard speed of upper conveyor
Standard speed of lower conveyor

left - right
462 mm
820 mm
225 mm
Yes
Yes
Yes
Asinc 90W - AC 400V 3 phases
5,5 m/min fixed
7,4 m/min fixed

OPTIONS

Manual stations in-line
Manual stations off-line
Automatic unloading of pallets to manual stations
Adjustable width of conveyor
Antistatic belt transport
Photosensor for non metallic pallet detection
Customized width of conveyor
Customized height of upper conveyor
Customized height of lower conveyor



Automatic workflow

Infeed Module

FEATURES

Motorization for belt transport
Inverter
Belt speed adjustment
Adjustable angle to fit soldering machine
Interface with soldering machine

Asinc 90W - AC 230V 3 phases
Yes
Yes
5 ÷ 7 deg
SMEMA

OPTIONS

Pneumatic up-down alignment of conveyor with soldering machine
Pincode-Barcode



Infeed module

Outfeed Module

FEATURES

Motorization for belt transport
Inverter
Belt speed adjustment
Adjustable angle to fit soldering machine
Interface with soldering machine

Asinc 90W - AC 230V 3 phases
Yes
Yes
5 ÷ 7 deg
Sensor

OPTIONS

Cooling fans
Extraction hood
Air amplifiers
Other interfaces



Outfeed module

Lifter Module

FEATURES

Pneumatic up-down movement
Motorization for chain transport
Standard transport with roller chain
Adjustable width of conveyor
Inductive sensors for pallet detection

Yes
DC 24V
Yes
Yes
Yes

OPTIONS

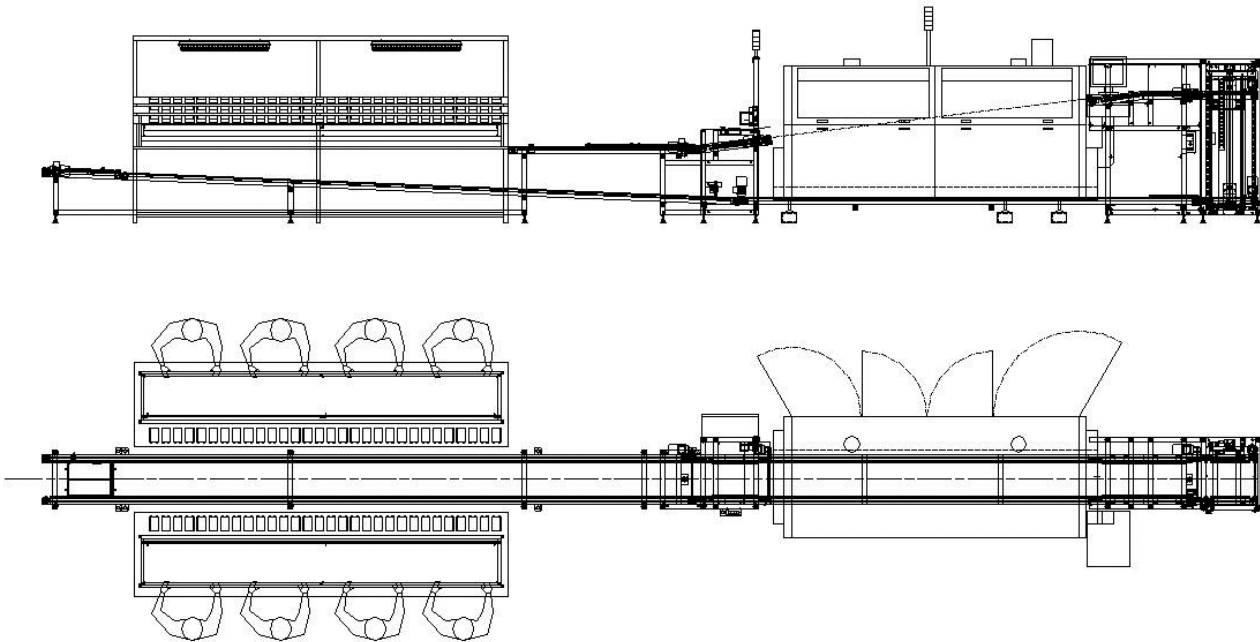
Photosensor for non metallic pallet detection
Electric up-down movement
Adjustable width of conveyor
Dual conveyor



Lifter module with stopper

Distributed by:

Modular Soldering Line



Thanks to the great productive experience of modules for board-handling and special machines for the industrial automation, **e-cube** proposes to the market its solutions for the realization of complete soldering lines.

Using technologies in line with the lead-free regulations, **e-cube** offers specific advising and full development. The wide and completely customizable range of modules offered, allows to choose every time the indicated solution to every production requirement.

More than hundred successful installed lines are testimonial of the quality of **e-cube** products.



Complete line